

---

# Graduation Summary

## 2025-2026

---



June 16, 2026

Northern New Mexico College  
Office of Institutional Research

---

# Northern NM College 2025-26 Graduates

## Introduction

This is the 5th NNMCM Graduation Summary Report. The intent is to provide graduation data for our internal as well as external stakeholders. The data used for this report is taken from our Banner Database. Data is presented as an annual aggregate total based on Summer, Fall, and Spring semesters in an academic year. For this report, that is Summer 2025, Fall 2025, and Spring 2026.

The Graduation Summary is processed and published during the summer semester. Therefore, summer graduation rates will be pending for the most recent year.

## *Table of Contents:*

**Table 1: Degrees Conferred by Academic Unit (Department)**

**Table 2: Degrees Conferred by Degree Type**

**Table 3: Academic Unit and Gender**

**Table 4: Gender and Degree Level**


**Table 5: Degrees Awarded by Major**

**Table 6: Licensure and Certificate by Gender**

**Table 7: Average Age of Graduates by Major and Degree Level**

**Table 8: Degrees Conferred by Academic College**

Northern New Mexico College organizes its academic and technical programs into three colleges under the Office of Academic Affairs. The nine academic departments are listed on the left and are distributed among these three colleges. Academic programs within each department are listed below.



### School of Liberal Arts, Business & Education

Arts & Human Sciences	Business Administration	Language & Letters	Teacher Education
Criminal Justice (AA) Film & Digital Media Arts (AA) General Psychology (AA) Substance Abuse Counselor (AA) Crime & Justice Studies (BAIS) Humanities (BAIS) Media and Arts (BAIS) Psychology (BAIS) Self-Design (BAIS)	Administrative Assistant (Cert) Bookkeeper (Cert) Barbering/Cosmetology (Cert/AAS) Entrepreneurship (Cert) Hospitality, Tourism, Restaurant Mgt (Cert) MS Office Suite (Cert) Office Administration (Cert) Business Administration (AABA/BBA) Accounting (BBA) Management (BBA) Project Management (Cert/BBA)	Liberal Arts (AA) Literary Editing & Publishing (Cert)	Early Childhood Education (AA/BA) Elementary Education (AA/BA) Alternative Licensure (Cert) Child Development (Cert) Early Childhood Professional (Cert)

### School of Science, Technology, Engineering, Math & Health Sciences

Biology, Chemistry & Environmental Science	Engineering & Technology	Mathematics & Physical Science	Nursing & Health Sciences
Biology (AS/BS) Biotechnology (Cert) Chemistry (AAS) Environmental Science (AS/BS) Radiation Control Tech (Cert) Radiation Protection (AAS)	Electromechanical Engineering (BEng) Information Engineering (AEng/BEng) Software Engineering (AEng) Pre-Engineering (AEng) Engineering Drawing CAD (Cert)	Mathematics (AS/BS) Data Science (Cert)	Allied Health (AAS) Practical Nurse (Cert) Phlebotomy (Cert) Nursing (ADN) RN to BSN (BS)

### NNMC Branch Community College

Technical Trades
Carpentry Technology (AAS) Electrical Technology (Cert/AAS) HVAC Tech (Cert) Plumbing (Cert/AAS) Welding Technology (Cert)

Northern awarded **407** certificates and degrees for the 2025-26 academic year. This number includes students who earned more than one certificate/degree.

**Table 1: Degrees Conferred by Academic Unit (Department)**

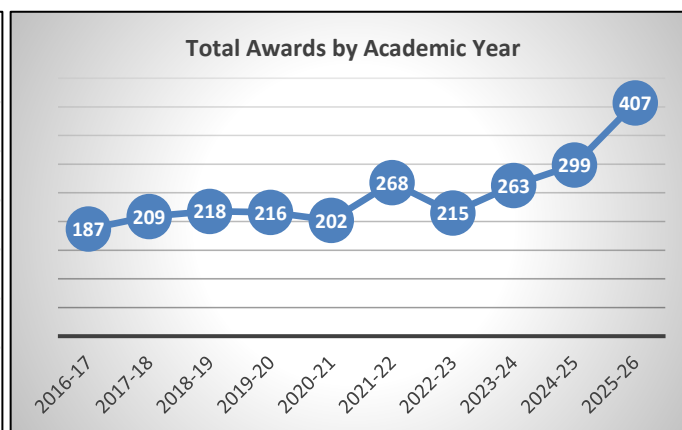
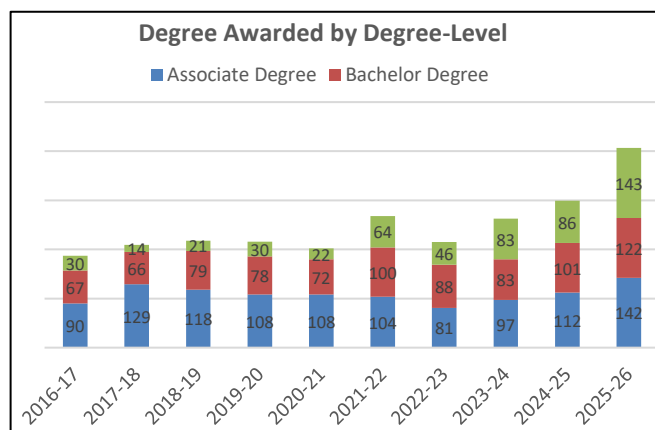
	2016-17	2017-18	2018-19	2019-20	2020-21	2021-22	2022-23	2023-24	2024-25	2025-26
Arts and Human Sciences	28	29	39	38	36	26	31	26	21	28
Biology, Chemistry & Environmental Sciences	31	29	28	28	22	33	27	25	40	29
Business Administration	55	56	49	37	55	117	59	73	99	99
Engineering & Technology	14	27	19	20	19	20	17	31	7	26
Language and Letters	4	2	6	9	4	6	8	4	8	15
Mathematics & Physical Sciences	2	3	3	3	0	1	0	3	0	4
Nursing and Health Sciences	31	44	46	35	20	31	20	22	35	58
Teacher Education	14	14	28	46	46	31	50	70	81	118
Technical Trades	8	5				3	3	3	8	30
<b>Grand Total</b>	<b>187</b>	<b>209</b>	<b>218</b>	<b>216</b>	<b>202</b>	<b>268</b>	<b>215</b>	<b>257</b>	<b>299</b>	<b>407</b>

Table 1 displays the number of degrees awarded by academic units from 2016-17 to 2025-26. The college offers 21 certificates, 24 associate degrees, and 10 bachelor’s degrees (Source: [NNMC online catalog](#)). These awards are granted in the Fall, Spring, and Summer terms.

**Table 2: Degrees Conferred by Degree Type**

Degree Type	2016-17	2017-18	2018-19	2019-20	2020-21	2021-22	2022-23	2023-24	2024-25	2025-26
Alternative Licensure	3	5	6	18	10	8	20	38	43	37
Associate in Applied Science	28	47	43	39	33	41	33	31	45	43
Associate in arts	47	52	56	61	57	48	33	45	46	80
Associate in Engineering	5	17	9	5	13	9	10	10	6	9
Associate in Science	10	13	10	3	5	6	5	5	15	10
Bachelor of Arts	5	3	8	13	20	16	22	17	25	37
Bachelor of Arts in Integrated Studies	9	17	14	15	17	14	18	12	15	17
Bachelor of Business Administration	25	19	33	17	22	39	27	30	45	33

Degree Type	2016-17	2017-18	2018-19	2019-20	2020-21	2021-22	2022-23	2023-24	2024-25	2025-26
Bachelor of Engineering	8	10	10	15	6	11	7	10	1	10
Bachelor of Science	16	15	10	13	6	10	9	7	9	7
Bachelor's in nursing (RN to BSN)	4	2	4	5	1	10	5	7	6	7
Certificate	27	9	15	12	12	56	26	45	43	106
<b>Grand Total</b>	<b>187</b>	<b>209</b>	<b>218</b>	<b>216</b>	<b>202</b>	<b>268</b>	<b>215</b>	<b>257</b>	<b>299</b>	<b>407</b>



### Number of Students Graduated by Gender

Northern's overall student population is typically composed of approximately 40% men and 60% women. Among graduates, however, the distribution shifts to 27% men and 73% women. The Technical Trades department graduated predominantly men, with 97% of its graduates being male, while the Nursing & Health Sciences and Teacher Education departments each had graduate populations that were more than 90% female.

**Table 3: Academic Unit and Gender (2025-26)**

Academic Unit (Department)	Women	Men	Grand Total
Arts and Human Sciences	21	7	28
Biology, Chemistry & Environmental Science	20	9	29
Business Administration	73	26	99
Engineering & Technology	9	17	26
Language and Letters	11	4	15
Math and Physical Sciences	1	3	4
Nursing and Health Sciences	55	3	58
Teacher Education	106	12	118
Technical Trades	1	29	30
<b>Grand Total</b>	<b>297</b>	<b>110</b>	<b>407</b>

**Table 4: Gender and Degree Level (2025-26)**

Gender	Associate Degree	Bachelor Degree	Certificate	Grand Total
Women	102	94	101	297
Men	40	28	42	110
<b>Grand Total</b>	<b>142</b>	<b>122</b>	<b>143</b>	<b>407</b>

The table below displays the number of degrees conferred by program of study and department. It is important to note that all our bachelor's degree programs are stackable, meaning that students can earn an associate degree while progressing toward their bachelor's degree. This is one of several strategies designed to support student success and ensure that academic pathways are as efficient as possible. Compared to 2024–25, the largest increases in graduates during 2025–26 occurred in Engineering & Technology, Technical Trades, Language and Letters, and Nursing and Health Sciences, which experienced growth of **271%**, **275%**, **88%**, and **66%**, respectively.

**Table 5: Degrees Awarded by Major (2025-26)**

Academic Unit and Majors	Associates	Bachelor's degree	Certificate	Grand Total
<b>Arts, and Human Sciences</b>	<b>11</b>	<b>17</b>		<b>28</b>
Criminal Justice	3	4		7
General Psychology	7			7
Psychology		11		11
Self Design		2		2
Substance Abuse Counselor	1			1
<b>Biology, Chemistry and ES</b>	<b>23</b>	<b>6</b>		<b>29</b>
Biology	2	2		4
Chemistry	4			4
Environmental Science	1	4		5
Nuclear Operations Technology	1			1
Radiation Protection	15			15
<b>Business Administration</b>	<b>34</b>	<b>44</b>	<b>21</b>	<b>99</b>
Accounting		4		4
Barbering			5	5
Business Administration	33			33
Cosmetology			4	4
Management		15		15
Microsoft Office Suite			1	1
Office Administration	1			1
Project Management		25	11	36
<b>Engineering and Tech</b>	<b>9</b>	<b>10</b>	<b>7</b>	<b>26</b>
Electromechanical Engr Tech		7		7

<b>Academic Unit and Majors</b>	<b>Associates</b>	<b>Bachelor's degree</b>	<b>Certificate</b>	<b>Grand Total</b>
Eng Draw Com Aid Design			7	7
Information Engineering Tech	2	3		5
Pre-Engineering	3			3
Software Engineering	4			4
<b>Language and Letters</b>	<b>12</b>		<b>3</b>	<b>15</b>
Liberal Arts	12			12
Literary Editing / Publishing			3	3
<b>Math and Physical Sciences</b>	<b>3</b>	<b>1</b>		<b>4</b>
Mathematics	3	1		4
<b>Nursing and Health Sciences</b>	<b>21</b>	<b>7</b>	<b>30</b>	<b>58</b>
Allied Health	1			1
Nursing		7		7
Nursing (ADN)	20			20
Phlebotomy Technician/Phleboto			28	28
Practical Nurse			2	2
<b>Teacher Education</b>	<b>24</b>	<b>37</b>	<b>57</b>	<b>118</b>
Alt Secondary (7-12)			17	17
ALT Special Education			11	11
ALT-Elementary (K-8)			9	9
Child Development			18	18
Early Childhood Education	13	22		35
Early Childhood Professional			2	2
Elementary Education	11	15		26
<b>Technical Trades</b>	<b>5</b>		<b>25</b>	<b>30</b>
Electrical Technology	5		7	12
Heating, Vent, Conditioning			6	6
Plumbing			1	1
Welding Technology			11	11
<b>Grand Total</b>	<b>142</b>	<b>122</b>	<b>143</b>	<b>407</b>

Table 6 presents a breakdown of our most recent completers of certificate programs. Certificate programs are significant as they provide an opportunity to enhance skills and careers without the commitment of time and money required for obtaining a degree. Northern closely collaborates with state and local stakeholders to ensure the development of programs that cater to the needs of both our students and their employers. Additionally, advisory groups are carefully chosen and cultivated to regularly advise departments. The number of certificate graduates increased by **66%** from **86** in **2024-25** to **143** in **2025-26**. The number of female certificate recipients increased by **91%**, while the number of male certificate recipients increased by **27%** compared to the previous year.

**Table 6: Licensure and Certificate by Gender (2025-26)**

Majors	Female	Male	Grand Total
Alt Secondary(7-12)	11	6	17
ALT Special Education	9	2	11
ALT-Elementary(K-8)	9		9
Barbering	1	4	5
Child Development	18		18
Cosmetology	4		4
Early Childhood Professional	2		2
Electrical Technology	1	6	7
Eng Draw Com Aid Design	3	4	7
Heating, Vent, Conditioning		6	6
Literary Editing / Publishing	2	1	3
Microsoft Office Suite	1		1
Phlebotomy Technician/Phleboto	28		28
Plumbing		1	1
Practical Nurse	2		2
Project Management	10	1	11
Welding Technology		11	11
<b>Grand Total</b>	<b>101</b>	<b>42</b>	<b>143</b>

Northern New Mexico College has a diverse group of students. In the 2025-26 academic year, graduates who received bachelor’s degrees had an average age of 33.2 years. The average age for certificate and associate degree graduates was 30.9 and 27.6 years, respectively. Average age of Alternative Licensure (ALT) graduates was over 40 years. The college welcomes students of all ages and offers the Alternative Licensure (ALT) program for individuals who have already obtained a degree from a regionally accredited college or university.

**Table 7: Average Age of Graduates by Major and Degree Level (2025-26)**

Major Program	Associate Degree	Bachelor's degree	Certificate	Grand Total
Accounting		26.0		26.0
Allied Health	31.0			31.0
Alt Secondary (7-12)			43.3	43.3
ALT Special Education			40.9	40.9
ALT-Elementary(K-8)			43.0	43.0
Barbering			35.4	35.4
Biology	24.5	25.5		25.0
Business Administration	26.9			26.9
Chemistry	33.0			33.0
Child Development			33.6	33.6
Cosmetology			20.8	20.8

<b>Major Program</b>	<b>Associate Degree</b>	<b>Bachelor's degree</b>	<b>Certificate</b>	<b>Grand Total</b>
Criminal Justice	25.7	40.5		34.1
Early Childhood Education	32.2	37.0		35.2
Early Childhood Professional			67.5	67.5
Electrical Technology	24.2		24.6	24.4
Electromechanical Engr Tech		25.9		25.9
Elementary Education	30.4	33.2		32.0
Eng Draw Com Aid Design			22.4	22.4
Environmental Science	21.0	31.5		29.4
General Psychology	26.0			26.0
Heating, Vent, Conditioning			22.7	22.7
Information Engineering Tech	25.5	24.0		24.6
Liberal Arts	21.5			21.5
Literary Editing / Publishing			21.0	21.0
Management		31.3		31.3
Mathematics	24.7	43.0		29.3
Microsoft Office Suite			29.0	29.0
Nuclear Operations Technology	21.0			21.0
Nursing		42.7		42.7
Nursing (ADN)	30.9			30.9
Office Administration	25.0			25.0
Phlebotomy Technician/Phleboto			20.3	20.3
Plumbing			22.0	22.0
Practical Nurse			27.5	27.5
Pre-Engineering	21.3			21.3
Project Management		34.3	38.0	35.4
Psychology		26.7		26.7
Radiation Protection	28.2			28.2
Self-Design		36.5		36.5
Software Engineering	25.5			25.5
Substance Abuse Counselor	33.0			33.0
Welding Technology			20.9	20.9
<b>Grand Total</b>	<b>27.6</b>	<b>33.2</b>	<b>30.9</b>	<b>30.4</b>

**Table 8: Degrees Conferred by Academic College (2025-26)**

<b>College</b>	<b>Associate degree</b>	<b>Bachelor's degree</b>	<b>Certificate</b>	<b>Grand Total</b>
Liberal Arts, Business & Education	81	98	81	260
NNMC Branch Community College	5		25	30
Science, Technology, Engineering, Math & Health Sciences	56	24	37	117
<b>Grand Total</b>	<b>142</b>	<b>122</b>	<b>143</b>	<b>407</b>

### **Acknowledgements**

Northern extends its gratitude for the unwavering dedication of the faculty and staff toward ensuring the success and program completion of NNMC students. Additionally, the college recognizes and commends the graduates for their commitment and perseverance in obtaining their well-deserved awards.